

DIMENSIONS AND TOLERANCES IN INCHES
UNLESS OTHERWISE SPECIFIED:

BREAK CORNERS
0.005" - 0.015"

DECIMALS
0.X +/- .03
0.XX +/- 0.01
0.XXX +/- 0.005

FRACTIONS +/- 1/16"
ANGLES +/- 1 DEGREE

PROJECTION ANGLE

UNLESS OTHERWISE SPECIFIED ALL STEEL
SPECIFICATIONS ARE:
HRS PLATE --- A36
HRS BAR --- A36 OR 1020
ALLOY BAR --- 4140/4142 HEAT TREATED

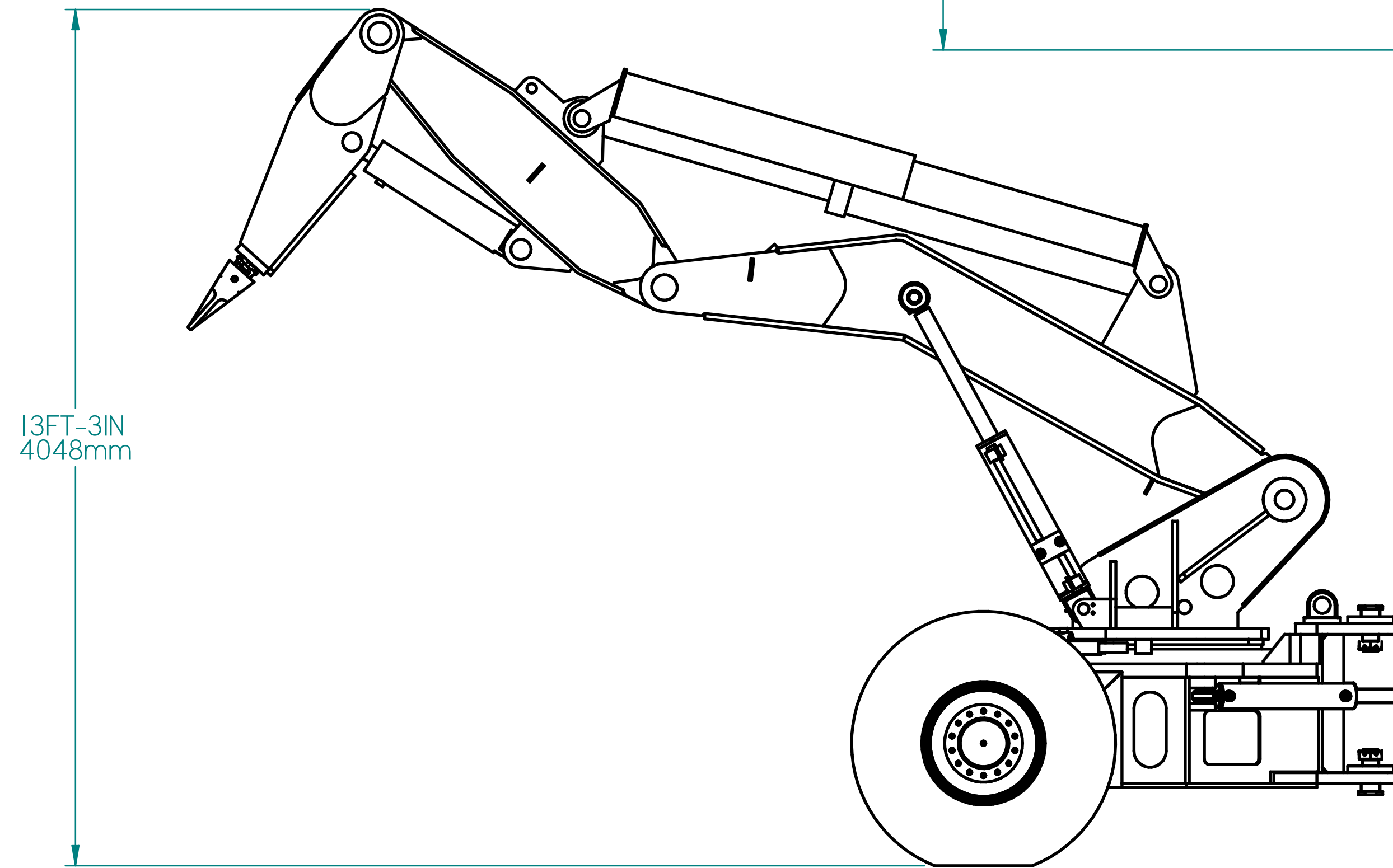
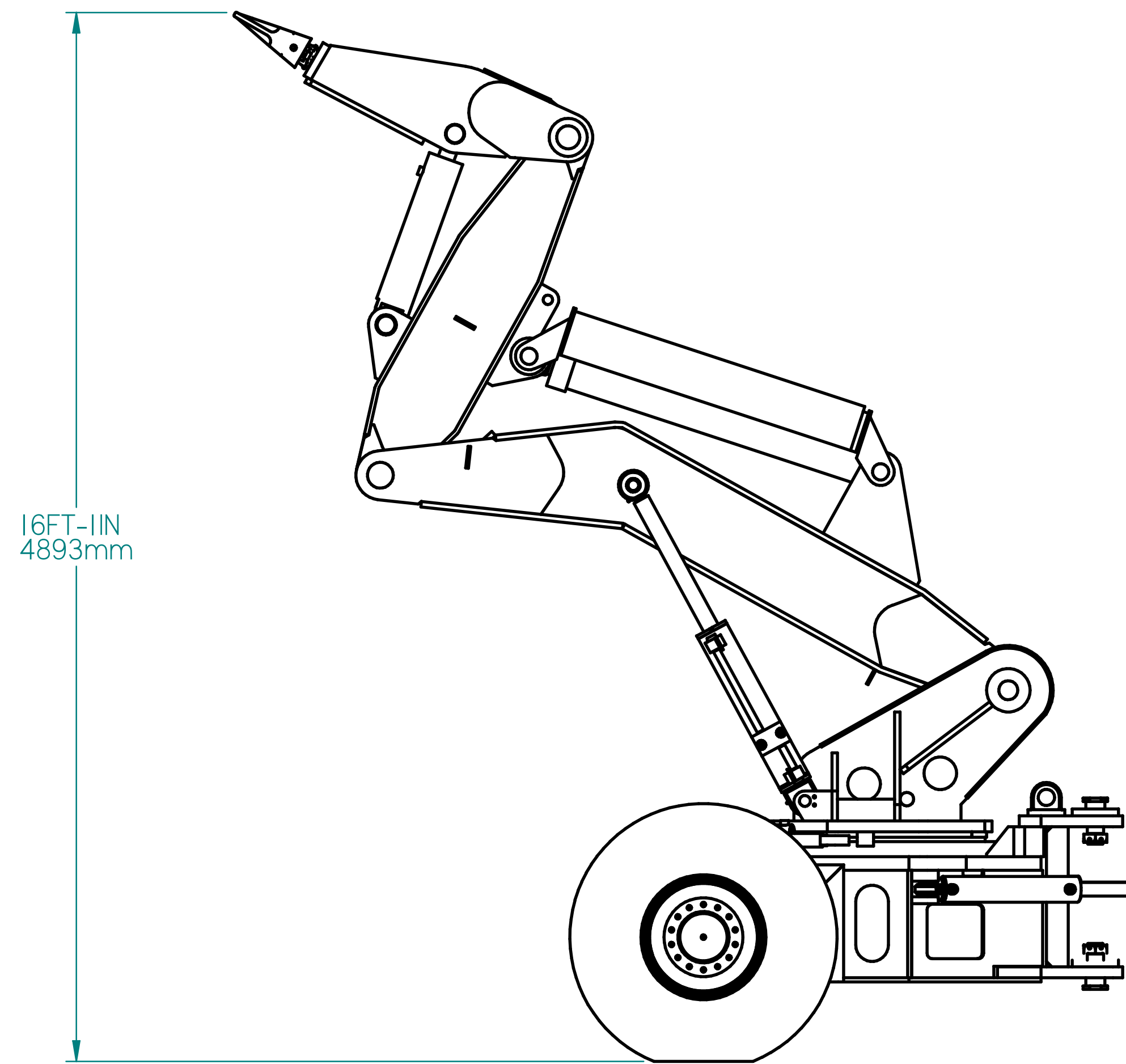
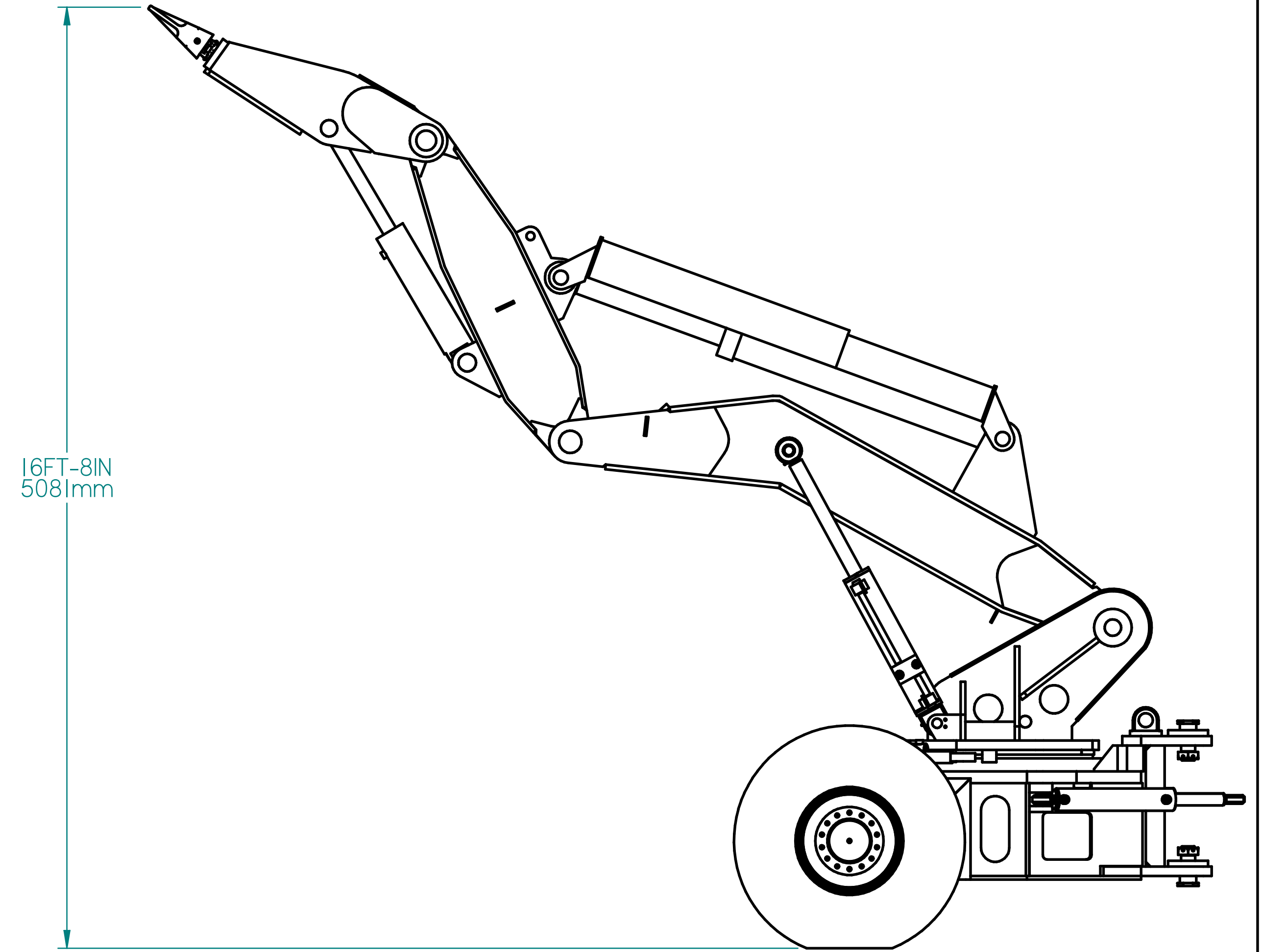
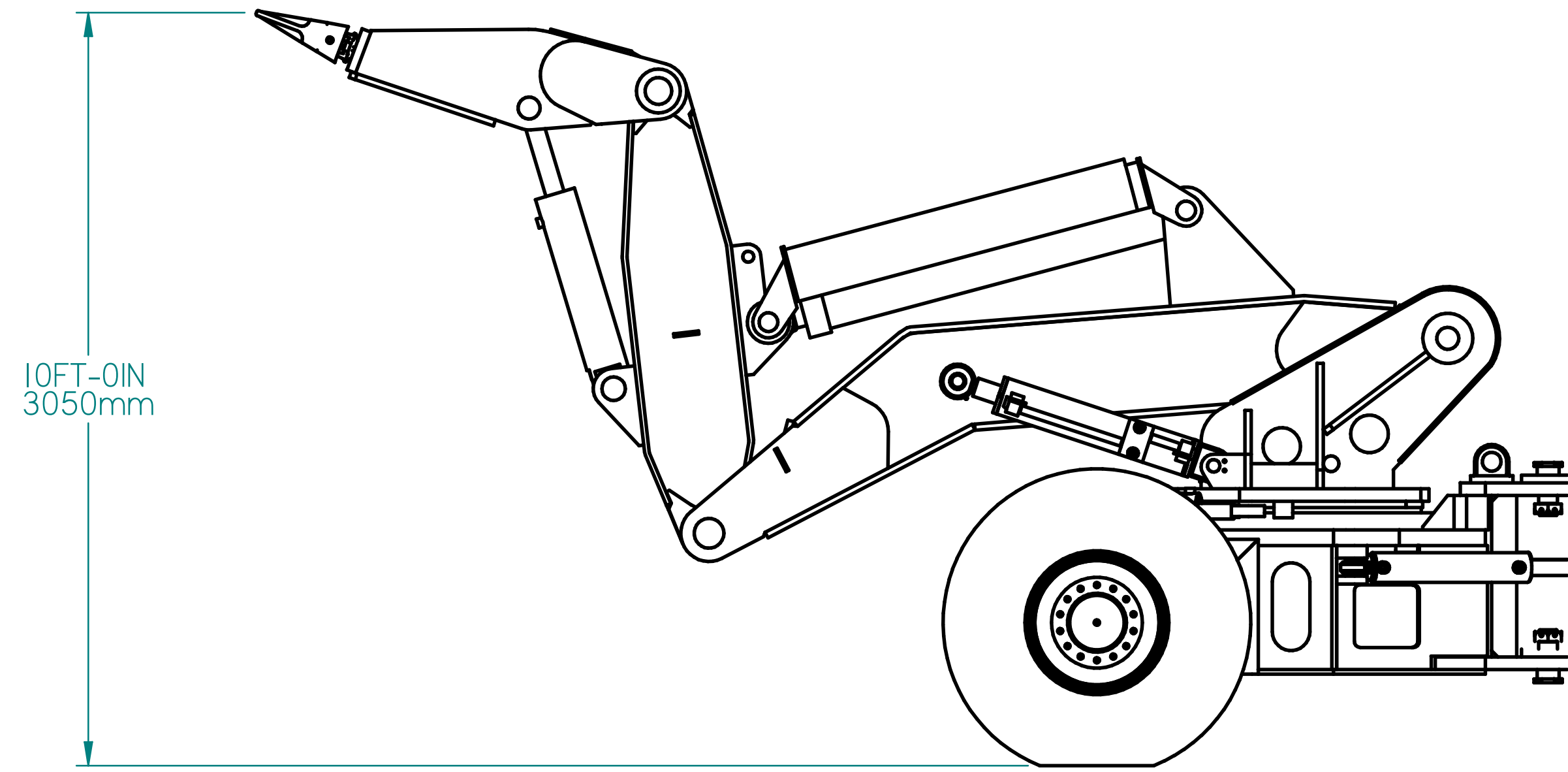
WELDING STANDARDS:
SEE 359370 DOCUMENT ON JHF WELDING
STANDARDS AND SPECIFICATIONS. WELD
SYMBOLS OR NOTES ON DRAWING SUPERCEDE
359370 DOCUMENT

J. H. FLETCHER & CO. ©
THIS DRAWING IN DESIGN AND DETAIL IS OUR PROPERTY AND MUST NOT BE USED EXCEPT
IN CONNECTION WITH OUR WORK. ALL RIGHTS OF DESIGN OR INVENTION ARE RESERVED.

Z BOOM SCALER, ARTICULATED

A	8/17/12	BJN	RELEASED	
LEVEL	DATE	BY	REVISION	
DO NOT CHANGE MANUALLY				
MAT'L			WT.	40248.8 lbm

BY	SHEET	DWG	REV
BJN	1 OF 3	526711	A



EXAMPLES OF SCALING POSITIONS

DIMENSIONS AND TOLERANCES IN INCHES
UNLESS OTHERWISE SPECIFIED:

BREAK CORNERS
0.005" - 0.015"

DECIMALS
0.X +/- .03
0.XX +/- 0.01
0.XXX +/- 0.005

FRACTIONS +/- 1/16"
ANGLES +/- 1 DEGREE

UNLESS OTHERWISE SPECIFIED ALL STEEL
SPECIFICATIONS ARE:
HRS PLATE --- A36
HRS BAR --- A36 OR 1020
ALLOY BAR --- 4140/4142 HEAT TREATED

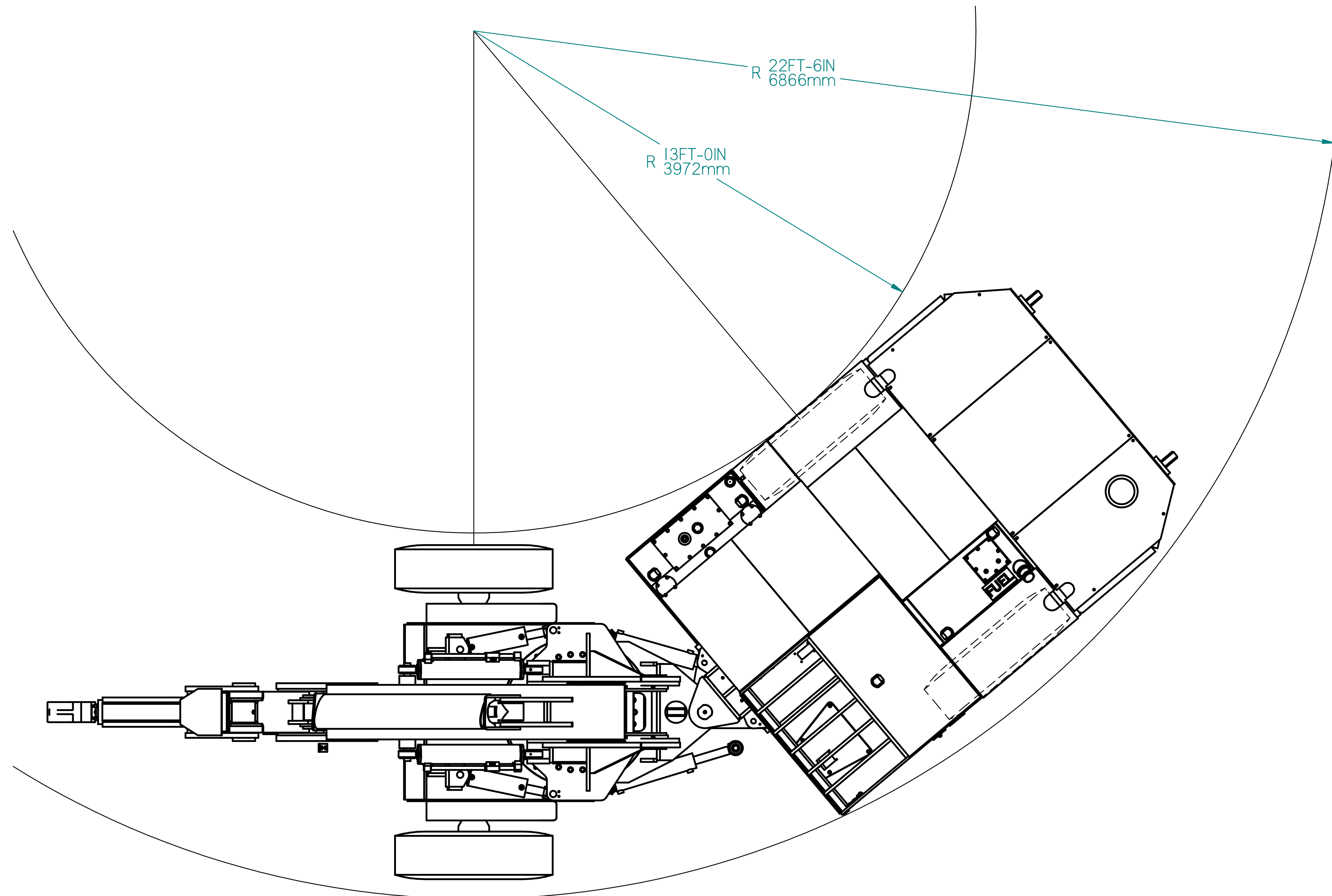
WELDING STANDARDS:
SEE 359370 DOCUMENT ON JHF WELDING
STANDARDS AND SPECIFICATIONS. WELD
SYMBOLS OR NOTES ON DRAWING SUPERCEDE
359370 DOCUMENT

J. H. FLETCHER & CO. ©

THIS DRAWING IN DESIGN AND DETAIL IS OUR PROPERTY AND MUST NOT BE USED EXCEPT IN CONNECTION WITH OUR WORK. ALL RIGHTS OF DESIGN OR INVENTION ARE RESERVED.

Z BOOM SCALER, ARTICULATED

BY	SHEET	DWG	REV
BJN	2 OF 3	526711	A



TURNING RADIUS (INSIDE & OUTSIDE)

DIMENSIONS AND TOLERANCES IN INCHES
UNLESS OTHERWISE SPECIFIED :

BREAK CORNERS
0.005" - 0.015"

DECIMALS
0.X +/- .03
0.XX +/- 0.01
0.XXX +/- 0.005

FRACTIONS +/- 1/16"
ANGLES +/- 1 DEGREE

PROJECTION ANGLE

UNLESS OTHERWISE SPECIFIED ALL STEEL
SPECIFICATIONS ARE:
HRS PLATE --- A36
HRS BAR --- A36 OR 1020
ALLOY BAR --- 4140/4142 HEAT TREATED

WELDING STANDARDS:
SEE 359370 DOCUMENT ON JHF WELDING
STANDARDS AND SPECIFICATIONS. WELD
SYMBOLS OR NOTES ON DRAWING SUPERCEDE
359370 DOCUMENT

J. H. FLETCHER & CO. ©

THIS DRAWING IN DESIGN AND DETAIL IS OUR PROPERTY AND MUST NOT BE USED EXCEPT IN CONNECTION WITH OUR WORK. ALL RIGHTS OF DESIGN OR INVENTION ARE RESERVED.

Z BOOM SCALER, ARTICULATED

BY	SHEET	DWG	REV
BJN	3 OF 3	526711	A