


# FLETCHER®

Model 3115

Roof Bolter



The Fletcher Series 3115, Dual Power Roof Bolter is designed for bolting in low to medium height conditions from 64 in. (1.63m) to 161 in (4.1m). Tramming is done from the protected operator's station. The 3115 can be operated either electrically or using the diesel engine for maximum flexibility. Drilling, resin insertion, and bolting are accomplished from the operator's basket. The boom lifts, swings, and extends to allow for up to 17' 7" (5.36m) straight line bolt installation from one chassis position. Heavy-duty Fletcher systems assure long life, maximum reliability and productivity.

## Standard Equipment

- 116 HP Diesel Engine
- 4 wheel internal wet disc brakes
- Deep chuck drill head
- Articulating chassis
- 4 wheel drive with John Deere Axles
- MSHA rated canopy at tram and drill stations
- MSHA rated temporary roof support system
- Load sensing hydraulic system with piston pump
- Two ram type stabilizers provide stability
- Operator platform lift and adjustable canopy
- All normal service items including air and hydraulic filters are located on the outside of the machine for easy servicing or replacement.
- Engine radiator and hydraulic/air compressor coolers are mounted at the back of the machine with easy access for cleaning.

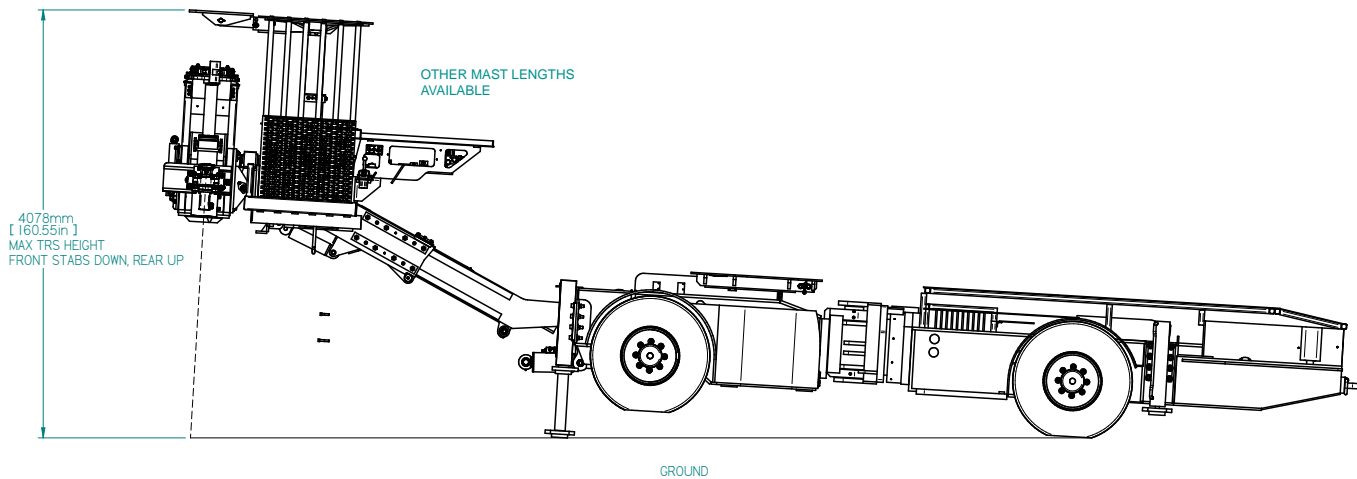
## Features

Boom Swing	24 degrees Left & Right	
Boom Sump	3'	914.4 mm
Boom Lift	33 degrees	
Overall Length	35' 5"	10.8 m
Overall Width	8' 5¼"	2.4 m
Chassis Height	53"	1346 mm
Ground Clearance	11 5/8"	295.2 mm
Weight	Avg. 42,000 lbs.	19050 kg

(Dimensions and weight vary, depending on tire size and seam height application)



# Model 3115



## General Specifications

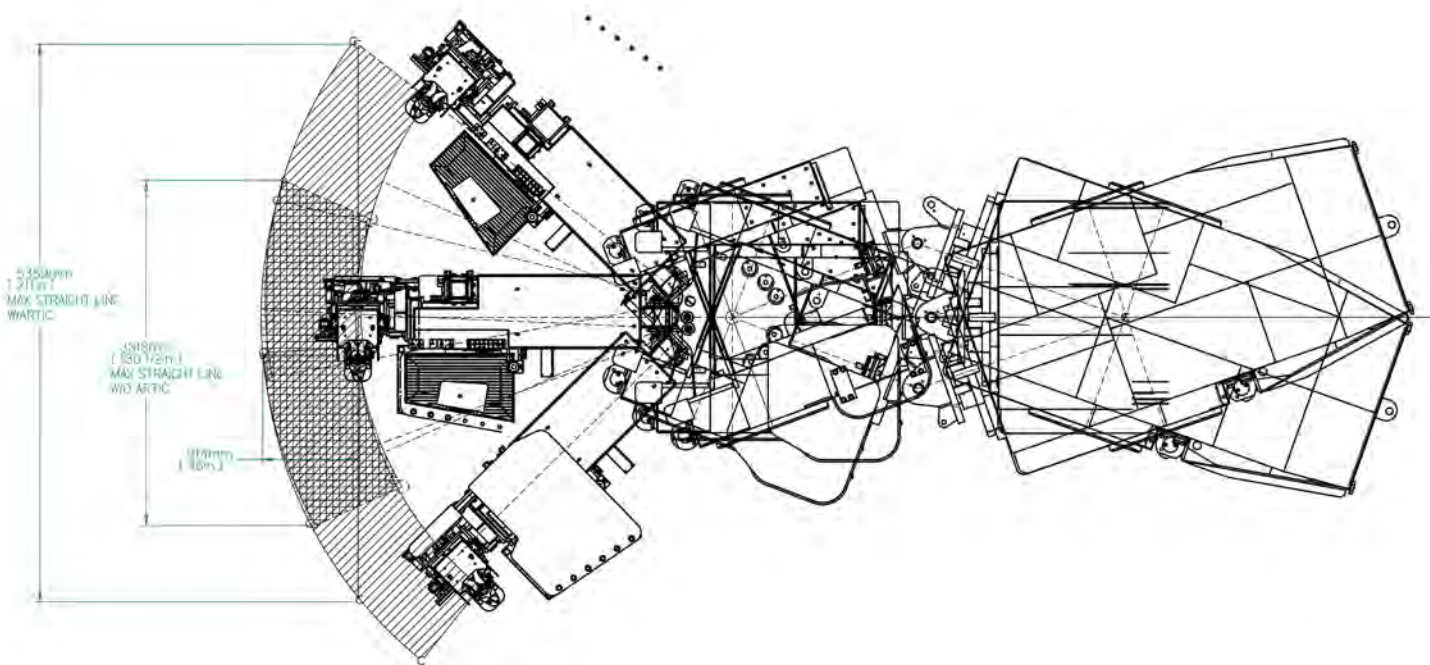
**DIESEL SYSTEM:** EPA Tier III approved diesel engine. (various engines available)

**ELECTRICAL SYSTEM:** 50hp (37kW) electric motor (voltage to suit), cable reel.

**HYDRAULIC SYSTEM:** maximum working pressure: 5000 psi (345b); filtration: magnetic in-tank, Pall high pressure; hand-operated fill pump with screened intake; JIC hose fittings.

**DRIVE SYSTEM:** Hydrostatic 0-6 mph (0-.68 km/hr) John Deere axles. (Other axles available)

**DRILLING SYSTEM:** 10,000 lb (4536kg) thrust telescopic mast feed. Drill rotation 0-560 RPM, torque 0-300 ft/lbs (0-41.5kg-m)



## Fletcher Options

- hydraulic power take-off
- mat holder, mesh clamps
- dry dust collection
- slow tram from drill station
- rotary percussive drill
- mast tilt
- hydraulic lift tram canopy
- exhaust purifier
- greasing system
- foam filled tires
- ANSUL fire suppression system
- exhaust particulate filter

### Technology at Work Worldwide.



J. H. Fletcher & Co.™  
 402 High St. P.O. Box 2187  
 Huntington, WV 25722-2187  
 sales@jhfletcher.com  
 www.jhfletcher.com  
 (304) 525-7811