


FLETCHER

Model DDR

Angle Drilling, Dual Head Roof Bolter



- Lowest dual head machine (30" chassis height) with angle drilling capability.
- A truss bolter that can also be used as a production bolter.
- New design L type TRS offers rugged, low maintenance dependability.

With Fletcher Model DDR, you get dual head, angle or vertical drilling in lower seams than ever. Model DDR offers a maximum straight-line boom swing of 8' to accommodate a 4-bolt pattern on 4' centers. Masts tilt 45° for truss installations; 90° for tramming.

Standard Equipment:

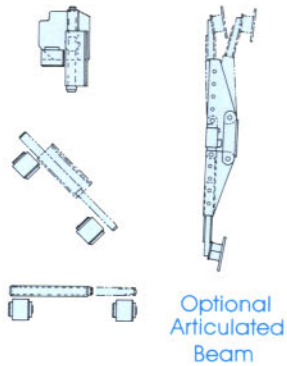
Automatic Disc Brakes
Fletcher Dust Tanks
Four-Wheel Drive
High Pressure Filters
JIC or Male Pipe Hose Fittings
Front Lift
Adjustable Bolt Torquing And Thrust Control
Cable Reel (rear deck or midway position)
Intrinsically Safe Panic Bars
Tram Deck Canopy

Features:

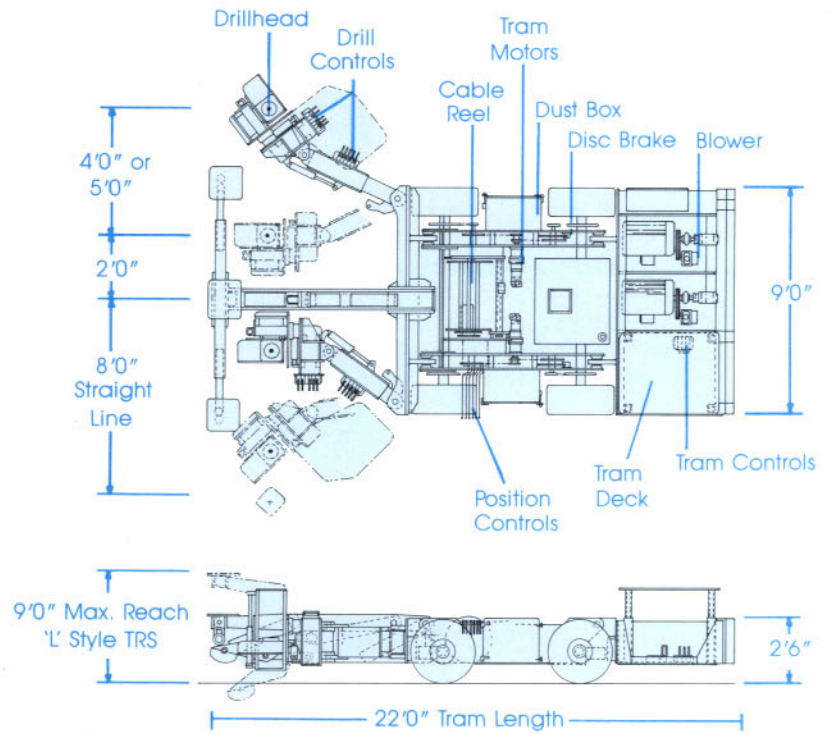
Maximum Straight-Line Swing	8'0" (from center)	2438mm
Overall Length	22'0"	6706mm
Overall Width	9'0"	2743mm
Overall Chassis Height	2'6"	762mm
Wheelbase	6'6"	1981 mm
Weight	35,000 lb.	15,876kg

Model DDR

Plan View



Elevation View



General Specifications:

ELECTRICAL SYSTEM. U.S.B.M. permissible dual 40 HP motors, horizontal axis cable reel; panic bars at drill and tram controls.

DUST COLLECTION: Internal through drill steel; blower: 62 cfm rotary lobe type; vacuum at drillhead: 10-12" Hg; Fletcher dust tanks.

HYDRAULIC SYSTEM: Max. working pressure: 2400 psi; tank capacity - 125 U.S. gallons; filtration: (4) magnetic in-tank, (2) high pressure, hand operated fill pump with screened intake; hose fittings: JIC or Male Pipe; dual Commercial 25X Series pumps.

DRIVE SYSTEM: four-wheel chain type; tractor steering; turns within length; tram speed: 0-1.5 mph; tram motors: Char-lynn 10,000 series with motion control valves; brakes: automatic spring set/hydraulic release disc; tires: 12.5 X 15 pneumatic; front lift.

SAFETY SYSTEM: L type TRS; driller canopies; tram deck canopy.

Fletcher Options:

Optional equipment on Model DDR helps make it technically the most advanced angle drilling, dual head bolter for low-seam applications.

- driller canopies
- automatic drilling controls
- dry chemical fire control
- rotary impact
- hydraulic drill guides
- elevating booms
- hydraulic tram canopy lift
- articulating TRS beam
- foam filled tires
- 5 bolt pattern capability
- power extend TRS beam
- auto dump dust tank with back flush
- hydraulic power takeoff
- Stecko type fittings
- downhole drilling attachment
- crawler mounted
- remote control tram
- floating tram cab
- trailing cable limit control
- rear chassis lift
- high performance blowers - 18" Hg
- staffa B-80 tram motors
- MSHA approved illumination
- safety posts
- rockdusters
- headlights
- deep chuck drillheads
- hydraulic flow motors
- venturi or motor oil fill



J. H. FLETCHER & CO.
 BOX 2187
 HUNTINGTON, WV 25722-2187
 (304) 525-7811 FAX: (304) 525-3770