



Inside

Page 2

**Boom
Modernization
Program**

Page 3

**Joystick
Maintenance
Reminders**

Page 4

**Boom Swing
Cylinder Safety**

**Subscription
Form**

Hydraulic Accumulator Test Kit

One of the more important but least thought of hydraulic components on a Fletcher Roof Drill is the accumulator. This component is responsible for making sure the ATRS system and hydraulic roof support posts maintain contact with the mine roof throughout the bolting cycle.

The accumulator can be thought of as a hydraulic spring. It stores oil under pressure, supplying it to the ATRS raise or roof support cylinders as required to maintain the support firmly against the mine roof.

To assist in making this important safety check, Fletcher has prepared an accumulator testing kit which includes a test valve and gauge, written instructions and an instructional video tape (VHS). This kit can be ordered for a nominal charge through our Service Department (304) 525-7811. Order using Fletcher Part Number: 139014.

Hydraulic Accumulator Test Kit PN: 139014



Test Apparatus

Written Instructions


Instructional Video

Boom Modernization Program


To assure that your Fletcher Roof Bolter continues to perform in an efficient and safe manner it is important that the working components of the machine are in top condition.

Wear and tear can decrease the performance of the equipment. That's why Fletcher is offering customers a boom exchange program. The program will take your existing DDO or RRII drill booms and then modernize them to incorporate the latest design specifications. The boom are thoroughly examined and then components are rebuilt or replaced as necessary.

When the booms are returned, reattachment is relatively simple procedure. The new hydraulic hoses will be the proper length and have the appropriate connectors.



Fletcher has access to all of the parts, specifications, drawings, approvals and certifications needed to modernize the booms within six weeks of you order. In addition, you are assured that **all** of the



parts used in the rebuilding of your booms are genuine Fletcher Original Equipment Components. Fletcher also gives a written six month warranty on the equipment. Probably the most important reason to let J. H. Fletcher & Co. modernize your booms is Service. If you have a problem with your booms or the machine, you can have a Fletcher representative on your site to take care of the problem.

Along with a six month written warranty on material and workmanship, Fletcher provides full service personnel to handle any problems that might develop with the modernized boom. If you need detailed information on the Boom Modernization and Exchange Program, contact Bill Ellis in the sales department.



FLETCHER JOYSTICK DRILLING CONTROL MAINTENANCE REMINDERS

NEVER MODIFY OR USE REPAIR OR REPLACEMENT PARTS WHICH DO NOT MEET ORIGINAL EQUIPMENT MANUFACTURER'S (OEM) SPECIFICATIONS

MAKE REGULAR INSPECTIONS:

DIRT:

Remove dirt from area between bottom of joystick and valve tray

PINS:

Make sure all pins are installed

Install replacement pins as required

Make sure all pins are fitted with E-Clips

Install E-Clips where clips are missing

Make sure pins are not bent or broken.

Replace all bent or broken pins

VALVE SPOOLS:

Make sure both valve spools operate freely in both directions and return to the center, or neutral position when released.

If valve spools do not move freely - replace valve chest - then make the same check on the replacement valve chest spools.

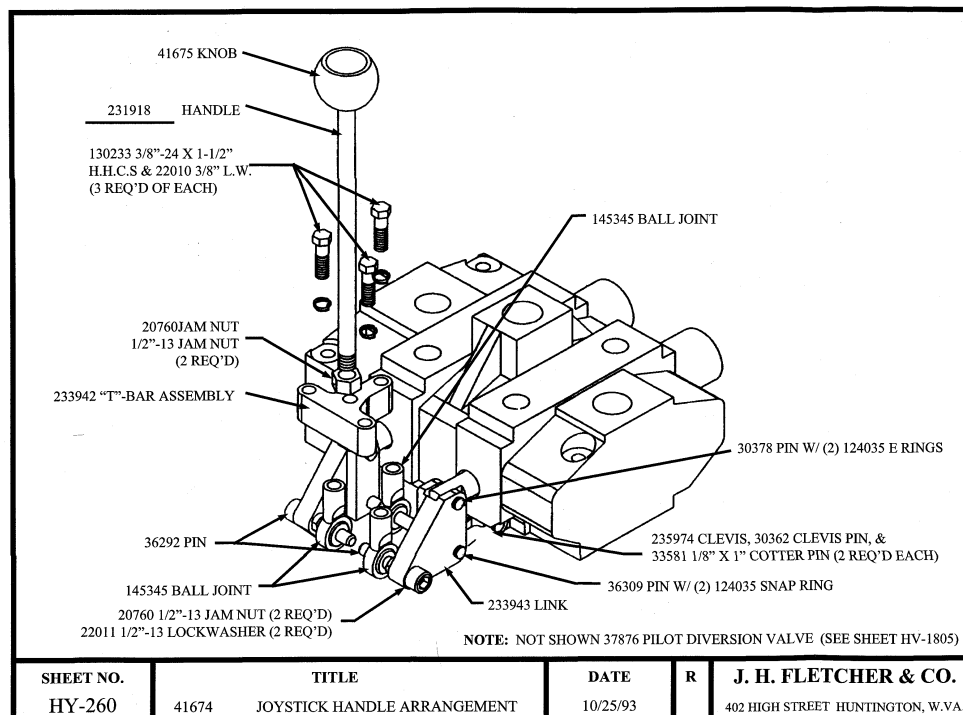
GENERAL FIT AND TIGHTNESS:

Check overall mechanism for fit and tightness.

If there is excessive looseness in the mechanism replace pins, bearings or the entire mechanism as required to eliminate the looseness.

LUBRICATION:

All of the joystick bearings are sealed and do not require further lubrication.



Boom Swing Cylinders

The boom swing cylinders perform two important functions, they move the drill booms inward and outward as well as hold the drill booms firmly in position during drilling and tramping.

When the operator is located at the drilling controls, the only thing that prevents the drill boom from swinging outward and pinning him between the boom and the rib is the boom swing cylinder. This is why correctly maintaining the cylinders and their associated pins and retainers is vitally important.


The following is a checklist for reviewing the safety of the boom swing system on your Fletcher machine:

1. Check the boom swing anchor assemblies on both ends for cracks, damage or broken welds.
2. Make sure the boom swing anchor pins are the correct type - with a head on one end to keep the pin from falling through the opening in the cylinder eye and anchor.
3. Check the cotter keys to be sure they are in place and of the correct type.
4. Make sure the boom swing cylinder is OEM, meeting

Fletcher specifications. Cylinders have a pilot operated check valve, a piston, and an integral rod and eye design to eliminate the possibility of the boom swinging outward.

5. Finally, make sure the boom swing flow control valve is installed and adjusted to provide a safe boom swing operating speed.

If you have any questions concerning boom swing cylinder safety or any other safety related issue, please don't hesitate to contact our Risk Management Department at (304) 525-7811.



The information contained in this newsletter has been obtained from sources believed to be reliable, and the editors have exercised reasonable care to assure its accuracy. However, J. H. Fletcher & Co. does not guarantee that contents of this publication are correct and statements attributed to other sources do not necessarily reflect the opinion or position of J. H. Fletcher & Co.

Published by J. H. Fletcher & Co.
Box 2187
Huntington, WV 25722-2187

Currently we are only sending the Fletcher Newsletter to a selective readership. If you know of someone in your company who wishes to be placed on our mailing list, please let us know. Below is a form for a free subscription to the newsletter. Just fill out the form and return it to J. H. Fletcher & Co., Risk Management, Box 2187, Huntington WV 25722-2187.

FREE SUBSCRIPTION FORM

Name _____ Job Title _____
 Company _____ Address _____
 City _____ State _____ Zip _____
 Phone _____

J. H. Fletcher & Co.

J. H. Fletcher & Co.

Box 2187

Huntington, WV 25722-2187

(304) 525-7811