

J. H. FLETCHER & CO. Box 2187 – Huntington, WV 25722-2187 – 304/525-7811 – FAX 304/525-4025

IMPORTANT SAFETY NOTICE

INFORMATION BULLETIN NO. 113

TO: ALL ROOF BOLTER OPERATORS

**FROM: J.H. FLETCHER & CO.
RISK MANAGEMENT DEPARTMENT**

DATE: SEPTEMBER 2009

**SUBJECT: SAFE TRAMMING; IMPROPER LOADING OF TOOLS
AND SUPPLIES**

J.H. Fletcher & Co. is now aware that roof bolter operators are carrying larger quantities and diverse sizes of tools and supplies on top of the roof drill. The roof drill is not intended to be used as a haulage device for a significant amount of tools. The cover plates are designed to be shallow so that the operator will always have a clear line of sight. When excess tools and supplies are placed on the machine injuries can occur. Injuries can occur when the operator places his/her head outside the confines of the tram canopy because the excess tools and supplies block the operator's vision. A roof bolter operator can suffer a head injury if his/her head is caught between the rib and the machine. A hazardous situation can also occur when an operator exits the tram deck because his/her vision is blocked and then attempts to use the positioning controls to tram the machine to the next unbolted area. The positioning or inch controls are not intended to be used to move the machine from place to place. These controls provide only one-half the speed of the tramping function and are intended to make small positional adjustments at the location to be bolted. No operator or helper should walk beside the machine while it is being tramped because of the risk of serious injury or death by a pinch point between the machine and the rib and/or the risk posed by the roof and/or brow.

J. H. Fletcher & Co. has designed over 95% of its equipment with a tram deck and positioning controls. The design was implemented to maximize the operator's safety during tramping.

An operator who does not utilize this machine as designed consistent with the use instructions and warning tags exposes him/her self to unsafe conditions that could result in serious injury or death.

SEE REVERSE SIDE

J.H. Fletcher & Co. is, therefore, requesting that you:

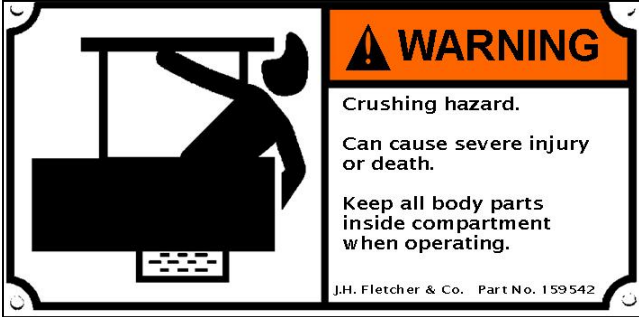
1. Re instruct the operators about the proper use of the tramming control functions.
2. Re instruct the operators about the warning tags on the bolter; specifically tag P/N 159542 in the tram deck.
3. Order free tag no. 359670 and install it on the inside top of the tram deck of the roof bolter.
4. Instruct the operators that there should never be such a large amount of tools and supplies on the roof drill that it would obstruct visibility when tramming forward or backward.
5. Instruct the operators that they should never tram the bolter with any body part outside the tram deck. Display the enclosed posters, part nos. 359695 & 359396, to publicize the hazardous and injurious consequences of such conduct.
6. Re instruct the operators that the positioning controls are ½ the speed of the tram control levers.
7. Use of the positioning controls for anything other than positioning the bolter is counter-productive, hazardous, and could lead to serious injury or death.
8. Re instruct the operator and helper that positioning controls are for setting the machine up for drilling in the working face. On outside control machines the operator and the helper who is on the opposite side of the position controls should never go inby the positioning controls and on inside control walk through machines the helper should stand directly behind the operator in the walk-way until the ATRS is set.
9. Instruct the operators and personnel that when resupplying the roof drills that they should never block the operator's sight and that all tools and supplies should be kept within the confines of the cover plates.
10. Cover plates may have added hooks, gussets, plates, etc. that could affect what is carried on the machine. Attachments to the cover plates not approved by Fletcher constitute a material modification of the Fletcher design and may be hazardous to operators because they may facilitate and encourage storing excessive amounts of material on the machine.

If visibility during tramming becomes a problem for any reason, J.H. Fletcher & Co. has tram extensions and cylinders to increase the height of the tram canopy. Raising the canopy may be the easiest and most effective approach to ensure that the operator maintains adequate visibility if the mine height will permit it.

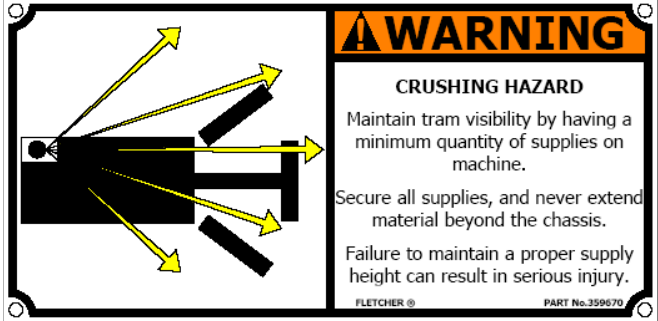
J.H. Fletcher & Co. considers this an immediate notice that should be discussed with all roof bolting machine operators and others who may come in contact with the machine.

If you no longer own this Fletcher equipment, we ask that you pass this bulletin on to the new owner so that machine safety can be promoted.

If you have any questions, please do not hesitate to contact David Cooper (304) 525-7811, or dcooper@jhfletcher.com.



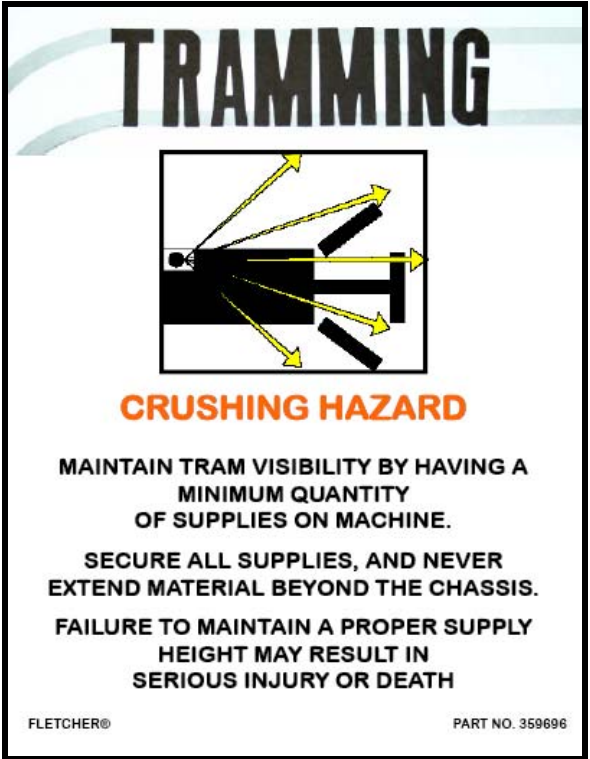
EXISTING TAG NO. 159542



NEW TAG NO. 359670



NEW POSTER
PART NO. 359695



NEW POSTER
PART NO. 359696